

Robe de mariée Suzhou HMY Co., Ltd.





ZZ BRIDAL










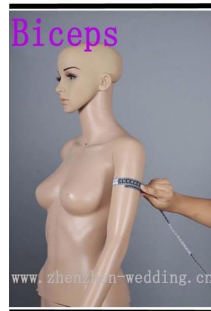




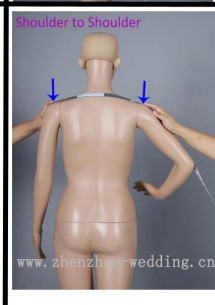









1)	Nom du produit	Chine Suzhou images réelles v-back perlé organza froissé style sirène robe de mariage avec le fournisseur
2)	Numéro de style	ZZ-W2015
3)	Tissu	Satin, organza

2: Mensurations Instructions:

 <p>Bust</p>	<p>Measure around the fullest part of your bust.</p>	 <p>Upper Bust</p>	<p>Measure around the upper of your breast as shown in the picture.</p>	 <p>Under Bust</p>	<p>Measure around the under of your breast as shown in the picture.</p>
 <p>Waist</p>	<p>Measure around the smallest part of your waist as shown in the picture.</p>	 <p>Upper Hips</p>	<p>Measure around the hip-bones part as shown in the picture.</p>	 <p>Hips</p>	<p>Measure around the fullest part of your hips as shown in the picture.</p>
 <p>Nipple to Nipple</p>	<p>Measure the distance between your two nipples as shown in the picture.</p>	 <p>Hollow to Floor</p>	<p>Please stand up straight. Measure the length from hollow to floor without shoes.</p>	 <p>Armseye</p>	<p>Measure the size of the sleeve-hole as shown in the picture.</p>
 <p>Biceps</p>	<p>Measure around the fullest part of your biceps.</p>	 <p>Wrist</p>	<p>Measure around the wrist.</p>	 <p>Sleeve Length</p>	<p>Measure the length from your sholder point to the wrist.</p>
 <p>Shoulder to Nipple</p>	<p>Measure the length from the shoulder to the nipple.</p>	 <p>Shoulder to Waist</p>	<p>Measure the length from shoulder to waist (through the nipple).</p>	 <p>Shoulder to Shoulder</p>	<p>Measure the distand between the shoulders.</p>
 <p>Natural Height</p>	<p>Your height from head-top to the floor without shoes.</p>	 <p>Neck Girth</p>	<p>Measure around the neck bottom.</p>	 <p>Heel Height</p>	<p>Measure the height of your shoes' heel</p>

3: Tableau robe de mariée de couleur:




4: Traitement:

1:Designing



2:CAD Engraving



3:Tailoring



4:Sewing



5:Ironing



6:Pleating



7:Appliques



8:Hand-sewing



9:Hand-beading



10:Checking



11:Taking photos



12:Packing



13:Shipping



14:Delivery

