

**Suzhou HMY Wedding Dress Co, Ltd.**










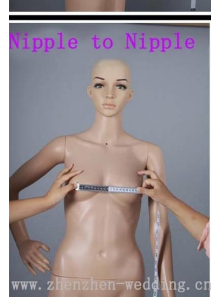


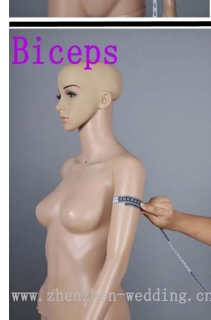

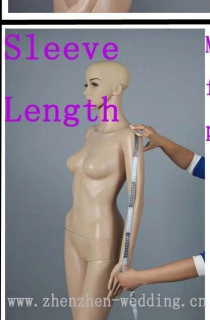


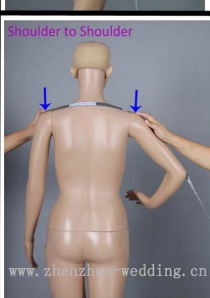


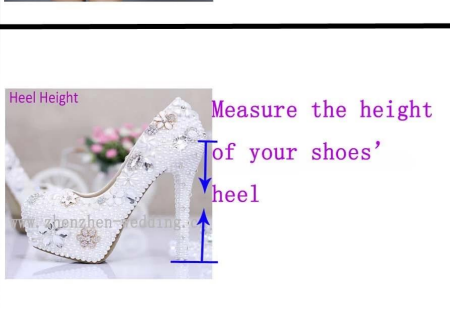




1)	Productnaam	Hoge kwaliteit lange mouw off shoulder kralen lange rode zeemeermin avondjurk leverancier
2)	Stijlnummer	ZZ-W4001
3)	Weefsel	Satijn, kant
4)	MOQ	1 stuk



## 2: Metingen instructions:

 <p><b>Bust</b></p>	<p>Measure around the fullest part of your bust.</p>	 <p><b>Upper Bust</b></p>	<p>Measure around the upper of your breast as shown in the picture.</p>	 <p><b>Under Bust</b></p>	<p>Measure around the under of your breast as shown in the picture.</p>
 <p><b>Waist</b></p>	<p>Measure around the smallest part of your waist as shown in the picture.</p>	 <p><b>Upper Hips</b></p>	<p>Measure around the hip-bones part as shown in the picture.</p>	 <p><b>Hips</b></p>	<p>Measure around the fullest part of your hips as shown in the picture.</p>
 <p><b>Nipple to Nipple</b></p>	<p>Measure the distance between your two nipples as shown in the picture.</p>	 <p><b>Hollow to Floor</b></p>	<p>Please stand up straight. Measure the length from hollow to floor without shoes.</p>	 <p><b>Armseye</b></p>	<p>Measure the size of the sleeve-hole as shown in the picture.</p>
 <p><b>Biceps</b></p>	<p>Measure around the fullest part of your biceps.</p>	 <p><b>Wrist</b></p>	<p>Measure around the wrist.</p>	 <p><b>Sleeve Length</b></p>	<p>Measure the length from your sholder point to the wrist.</p>
 <p><b>Shoulder to Nipple</b></p>	<p>Measure the length from the shoulder to the nipple.</p>	 <p><b>Shoulder to Waist</b></p>	<p>Measure the length from shoulder to waist (through the nipple).</p>	 <p><b>Shoulder to Shoulder</b></p>	<p>Measure the distand between the shoulders.</p>
 <p><b>Natural Height</b></p>	<p>Your height from head-top to the floor without shoes.</p>	 <p><b>Neck Girth</b></p>	<p>Measure around the neck bottom.</p>	 <p><b>Heel Height</b></p>	<p>Measure the height of your shoes' heel</p>



3: Wedding Dress Kleurenkaart:

4: Processing:

1:Designing



2:CAD Engraving



3:Tailoring



4:Sewing



5:Ironing



6:Pleating



7:Appliques



8:Hand-sewing



9:Hand-beading



10:Checking



11:Taking photos



12:Packing



13:Shipping



14:Delivery

