

## Suzhou HMY Wedding Dress Co., Ltd.
















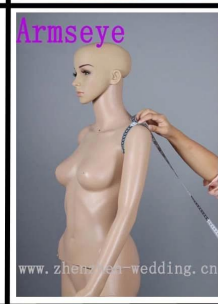





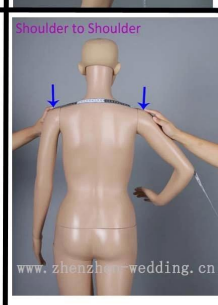



1)	Product Name	Real pictures guipure lace applied sweetheart neckline ball gown wedding dress manufacturer
2)	Style number	ZZ-W3013
3)	Fabric	Satin+tulle
4)	MOQ	1 piece
5)	Service	OEM and ODM.

6)	Color	White,light ivory,ivory and champagne or customized
7)	Size	Please choose from our size charts, or you can follow up our measurement instructions.
8)	Note	The prices don't include shipping cost and any accessories: such as gloves, wedding veils or jackets as shown in the picture.
9)	Delivery Terms	Usually sent by Air Express such as DHL, UPS, EMS, TNT, FEDEX, ARAMEX, TOLL and so on.
10)	Leading Time	Off-season: 10-15 days for one order; Busy-season: 20-30 days for one order.
11)	Payment Terms	Western Union, Money Gram, Bank Transfer, Escrow, Visa, Master Card.
12)	Attention	If some decoration on the dresses you want is out of stock, we will inform you before you place the order.
13)	Packaging	Each dress in one polyester bag.

## 1: Size Charts:

Standard Dress Size Chart																
US Size	2		4		6		8		10		12		14		16	
Europe Size	32		34		36		38		40		42		44		46	
UK Size	6		8		10		12		14		16		18		20	
	inch	cm	inch	cm	inch	cm	inch	cm	inch	cm	inch	cm	inch	cm	inch	cm
Bust	32½	83	33½	84	34½	88	35½	90	36½	93	38	97	39½	100	41	104
Waist	25½	65	26½	68	27½	70	28½	72	29½	75	31	79	32½	83	34	86
Hips	35½	91	36½	92	37½	96	38½	98	39½	101	41½	105	42½	109	44½	112
Hollow to Hem	58	147	58	147	59	150	59	150	60	152	60	152	61	155	61	155
Natural Height	63	160	65	160	65	165	65	165	67	170	69	175	69	175	69	175
Plus Size Dress Size Chart																
US Size	14W		16W		18W		20W		22W		24W		26W			
Europe Size	44W		46W		48W		50W		52W		54W		56W			
UK Size	18W		20W		22W		24W		26W		28W		30W			
	inch	cm	inch	cm	inch	cm	inch	cm	inch	cm	inch	cm	inch	cm	inch	cm
Bust	41	104	43	109	45	114	47	119	49	124	51	130	53	135		
Waist	34	86	36½	92	38½	98	40½	104	43	109	45½	115	47½	121		
Hips	43½	110	45½	116	47½	121	49½	126	51½	131	53½	136	55½	141		
Hollow to Hem	61	155	61	155	61	155	61	155	61	155	61	155	61	155	61	155
Natural Height	69	175	69	175	69	175	69	175	69	175	69	175	69	175	69	175

## 2: Measurements Instructions:

 <p><b>Bust</b></p>	<p>Measure around the fullest part of your bust.</p>	 <p><b>Upper Bust</b></p>	<p>Measure around the upper of your breast as shown in the picture.</p>	 <p><b>Under Bust</b></p>	<p>Measure around the under of your breast as shown in the picture.</p>
 <p><b>Waist</b></p>	<p>Measure around the smallest part of your waist as shown in the picture.</p>	 <p><b>Upper Hips</b></p>	<p>Measure around the hip-bones part as shown in the picture.</p>	 <p><b>Hips</b></p>	<p>Measure around the fullest part of your hips as shown in the picture.</p>
 <p><b>Nipple to Nipple</b></p>	<p>Measure the distance between your two nipples as shown in the picture.</p>	 <p><b>Hollow to Floor</b></p>	<p>Please stand up straight. Measure the length from hollow to floor without shoes.</p>	 <p><b>Armseye</b></p>	<p>Measure the size of the sleeve-hole as shown in the picture.</p>
 <p><b>Biceps</b></p>	<p>Measure around the fullest part of your biceps.</p>	 <p><b>Wrist</b></p>	<p>Measure around the wrist.</p>	 <p><b>Sleeve Length</b></p>	<p>Measure the length from your sholder point to the wrist.</p>
 <p><b>Shoulder to Nipple</b></p>	<p>Measure the length from the shoulder to the nipple.</p>	 <p><b>Shoulder to Waist</b></p>	<p>Measure the length from shoulder to waist (through the nipple).</p>	 <p><b>Shoulder to Shoulder</b></p>	<p>Measure the distand between the shoulders.</p>
 <p><b>Natural Height</b></p>	<p>Your height from head-top to the floor without shoes.</p>	 <p><b>Neck Girth</b></p>	<p>Measure around the neck bottom.</p>	 <p><b>Heel Height</b></p>	<p>Measure the height of your shoes' heel</p>

### 3: Evening Dress Color Chart:





4: Processing:

1:Designing



2:CAD Engraving



3:Tailoring



4:Sewing



5:Ironing



6:Pleating



7:Appliques



8:Hand-sewing



9:Hand-beading



10:Checking



11:Taking photos



12:Packing



13:Shipping



14:Delivery

